



# Kentucky High School Athletic Association

2280 Executive Drive ° Lexington, KY 40505 ° www.khsaa.org ° (859)299-5472 (859)293-5999 (fax)

## MEMORANDUM

To: Superintendent, Principal, and Athletic Director  
Doss High School

From: Brigid L. DeVries, Commissioner  
Larry Boucher, Assistant Commissioner *LB*


Date: April 23, 2004

Subject: 2003-2004 Title IX Annual Report Forms Submission

Enclosed please find a copy of Form T-65, The 2003-2004 Title IX Annual Report Forms Checklist. In addition, you may find an attachment with corrected copies of the forms submitted by your school personnel. Please review this information so the forms can be completed accurately in the future.

Also, KHSAA Audit Staff may have requested a re-submission of some of the 2003-2004 Annual Report Forms or need additional information on your athletic programs. Please submit this information by the date requested if this is applicable. Copies and all KHSAA Title IX documents must be kept current and included in your permanent Title IX File at the school. All documents are subject to Open Records Requests.

Should you need any further information, please do not hesitate to call anytime.



**MEMORANDUM**

**TO:** KHSAA Member School Superintendents, Principals, and Athletic Directors

**FROM:** Brigid L. DeVries, Commissioner  
Larry Boucher, Executive Assistant Commissioner

**DATE:** April 23, 2004

**RE:** 2004 Title IX Forms Submission

<b>School</b>	Doss High School	<b>Reviewed by</b>	Phyllis Catlett
---------------	------------------	--------------------	-----------------

The following is a status report regarding the required 2003 - 2004 Title IX submission of forms due in to the KHSAA office by April 15, 2004. Appropriate audit personnel have reviewed these forms and the following is a summary of this review.

**I. Checklist of Forms properly submitted in a satisfactory manner:**

✓	GE 19 (Annual Verification)	✓	T-36 (Budget Expenses)
	T-1 (Summary Program Chart 1)	✓	T-41 (Checklist – Overall Interscholastic Program)
✓	T-2 (Summary Program Chart 2)	✓	T-60 (Corrective Action Plan)
✓	T-3 (Summary Program Chart 3)	✓	T-63 (Interscholastic Survey Results))
✓	T-4 (Summary Program Chart 4)	✓	T-68 (Five Year Summary)
✓	T-35 (Budget Expenses)		

**II. Status**

A.		2003 – 2004 Forms are satisfactory and no further information or action is necessary at this time.
B.	✓	Errors have been noted with respect to the following forms: <ul style="list-style-type: none"> <li>▪ Form T-1; Some figures were missing and have been added. A corrected copy has been returned to you for placement in your Title IX file to ensure proper submission in the future.</li> </ul>
C.		The following forms were omitted and must be submitted by school representatives:
D.	✓	Other Recommendation and Comments: <ul style="list-style-type: none"> <li>▪ It is recommended that students be placed on the Gender Equity Review Committee, and that they be active members of the Committee.</li> <li>▪ Students in grade 12 should not be surveyed.</li> </ul>

**ACCOMMODATION OF INTERESTS AND ABILITIES  
SUMMARY PROGRAM CHART 1**

**Participation Opportunities Test One**

		(Column 1)	(Column 2)	(Column 3)	(Column 4)
	Program	Enrollment	Percentage of Total Enrollment	Number of Interscholastic Participants (double and triple count)	Percentage of Total Participation
Row 1	GIRLS	484	49%	121	42%
Row 2	BOYS	504	51%	182	58%
Row 3	Totals	988	100%	313	100%


**Instructions:**

\*Number of 8<sup>th</sup> grade students & below used in Column 3 and Column 4 calculations if applicable: \_\_\_\_\_

- Determine the total number of girls enrolled, (place in Row 1, Column 1). Determine the total number of boys enrolled, (place in Row 2, Column 1).
- Add the total number of girls and boys enrolled to determine total enrollment, (place in Row 3, Column 1).
- Calculate the percentage of total enrollment that is female. (Divide Row 1, Column 1 by row 3, Column 1 and place in Row 1, Column 2.) Calculate the percentage of total enrollment that is male. (Divide Row 2, Column 1 by Row 3, Column 1 and place in Row 2, Column 2.) Note: Row 1, Column 2 plus Row 2, Column 2 should total 100%.
- Ask the head coaches to review the most updated eligibility or squad lists for their teams. Ask coaches to confirm the names of those individuals who are on the team as of the first date of competition, and cross out the names of those who were cut from the team or quit the team prior to the first competitive event. Determine the total number of interscholastic athletics participants that are girls, (and place in Row 1, Column 3). In order to determine the total number of athletics participants, an individual should be counted each time he or she participates on a team. For example, if Jane Doe competes on the varsity volleyball team, the junior varsity volleyball team, the junior varsity basketball team, and the varsity softball team, she should be counted as four participants (do not include club or intramural sports participants, cheerleaders, dance teams, or pom squads). Calculate the same way for boys and girls. \* In addition, should 8<sup>th</sup> grade students and below play on a Freshman, Junior Varsity, or Varsity team, they should also be counted for each team and sport on which they participate. If applicable, please asterisk the above notation as to how many 8<sup>th</sup> grade students & below are included in the totals. Using the same procedure, determine the total number of interscholastic athletic participants that are boys, (and place in Row 2, Column 3). Add Row 1, Column 3 plus Row 2, Column 3 to get total participants and place in Row 3, Column 3.
- Calculate the percentage of female participation. (Row 1, Column 3 divided by Row 3, Column 3 and place in Row 1, Column 4.) Calculate the percentage of male participation. (Row 2, Column 3 divided by Row 3, Column 3 and place in Row 2, Column 4.) Note: Row 1, Column 4 plus Row 2, Column 4 should total 100%.

Note: While being within three percent is not a formal compliance standard; if the percent listed in Row 1, Column 4 is within 3% of Row 1, Column 2, then it provides a good target within which compliance is likely.

Principal's Signature:



Date:

4/7/04



# 2003-2004 KENTUCKY HIGH SCHOOL ATHLETIC ASSOCIATION ANNUAL VERIFICATION OF TITLE IX PROCEDURES

(To be submitted by April 15, 2004 along with other required forms)

The Doss High School, Louisville, Kentucky  
(Name of High School) (City)

certifies to the Kentucky High School Athletic Association that the following is an accurate and true representation of the facts surrounding compliance with 20 U.S.C. Sections 1681-1688, et. Seq. (also known as Title IX)

I certify the following provisions in accordance with records at the school contained in the permanent Title IX file, and to the best of my knowledge have completed the following tasks. (All boxes must be checked)

- Established a gender equity committee at the high school. (list committee personnel and provide attachment if necessary)

Name	Address	Phone	Title
<u>Mark Henry</u>	<u>7601 St Andrews</u>	<u>485-8239</u>	<u>AD</u>
<u>Erin Lutz</u>	<u>7601 St Andrews</u>	<u>485-8239</u>	<u>Assistant AD/ECE Teacher</u>
<u>Jamie Baldwin</u>	<u>7601 St Andrews</u>	<u>485-8239</u>	<u>Softball Coach</u>
<u>Jeff Marshall</u>	<u>7601 St Andrews</u>	<u>485-8239</u>	<u>Science Teacher</u>
<u>Jerry Wyman</u>	<u>7601 St Andrews</u>	<u>485-8239</u>	<u>Asst. Principal</u>

- Scheduled a minimum of three meetings during the 2003-2004 school year on the following dates:

Oct 6, 2003                      Feb 2, 2004  
Nov 3, 2003                      March 8, 2004  
Jan 12, 2004

- Designated the following person(s) as the Title IX coordinator for the school:

Mark Henry                      AD                      7601 St Andrews                      485-8754  
Name                                      Title                                      Address                                      Phone

- School personnel are continuing to make periodic reviews of the boys and girls athletics program reflected in the Corrective Action Plan.

- In addition to the above information, the above referenced school maintains a complete permanent file relative to Title IX records including copies of the self-assessment audit, all corrective action plans, and other related materials.

Glenn Bate  
Principal's Signature

3/17                      2004  
Date

Stephen Gaendern  
Superintendent Signature

Joseph Z Hardick  
School Board Chairpersons' Signature

(Send original copy to KHSAA - Maintain duplicate in Title IX school folder)

**ACCOMMODATION OF INTERESTS AND ABILITIES  
SUMMARY PROGRAM CHART 2**

**Participation Opportunities Test Two**

			Column 1	Column 2	Column 3	Column 4	Column 5
Program			Number of Teams Currently Offered	Number of Participants	Number of Teams Added in Last Five Years	Number of Participants Added in Last Five Years	Percent of Total Participation By Sex Added in Last 5 Years
GIRLS	Row 1	varsity:	9	92	2	20	
	Row 2	j.v.:	3	34	1	15	
	Row 3	frosh:	1	5	1	5	
	Row 4	total:	13	131	4	40	
BOYS	Row 5	varsity:	9	123	0	0	
	Row 6	j.v.:	3	32	0	0	
	Row 7	frosh:	2	27	0	0	
	Row 8	total:	15	182	0	0	

- For Column 1, list the number of interscholastic teams offered for girls and boys at each competitive level (varsity, junior varsity, and freshman). For girls, total each of the entries in Rows 1, 2, and 3 into Row 4. For boys, total Rows 5, 6, and 7 into Row 8.
- For Column 2, list the number of participants at each level. For girls, total each of the entries in Rows 1, 2, and 3 into Row 4. For boys, total Rows 5, 6, and 7 into Row 8. **Note:** The totals in Row 4 for girls and in Row 8 for boys must be the same as the totals in Form T-1, Column 3, Rows 1 and 2 respectively.
- For Column 3, list the number of interscholastic teams that have been added in the last five years at each competitive level. Count each team added during the 5-year period only one time. e.g. Girl's junior varsity soccer was added 3 years ago, count the team only once, not 3 times. For girls, total the entries in Rows 1, 2, and 3 into Row 4. For boys, total Rows 5, 6, and 7 into Row 8.
- For Column 4, list the number of participants that are currently on each level of the teams that were added in the last five years. If a team was added previously but no longer exists, there are no current participants to be added for that team. For girls, total the entries in Rows 1, 2, and 3 into Row 4. For boys, total Rows 5, 6, and 7 into Row 8.
- For Column 5, calculate the percentage of participants that have been added in the last five years. For girls, take the number in Column 4, Row 4 and divide by the number in Column 2, Row 4. For boys, take the number in Column 4, Row 8 and divide it by the number in Column 2, Row 8.

Note: If the percentage of current participants added in the last five years is 25% or greater, compliance with test two may be possible. If less than 25%, then compliance with test three should be analyzed. **CAUTION:** 25% is not a formal compliance standard.

Principal's Signature: \_\_\_\_\_


Date: \_\_\_\_\_

2003-2004  
**ACCOMMODATION OF INTERESTS AND ABILITIES**  
**SUMMARY PROGRAM CHART 3**

**Participation Opportunities Test Three**

FOR ANY QUESTION ANSWERED "YES" IDENTIFY THE RESPECTIVE SPORT(S).

	GIRLS (Yes / No)		BOYS (Yes / No)
1. For a sport not currently played at the interscholastic level (varsity, junior varsity, or freshman) in your school, is there an intramural team offered for that sport?	No		No
2. For a sport <u>not</u> currently offered in your interscholastic athletics program, is there sufficient interest to form a viable interscholastic team based on participation on an intramural team or community recreation teams?	No		No
3. For a sport <u>not</u> currently offered, is there sufficient interest to form a viable interscholastic team based on student responses from the interscholastic survey?	No		No
4. For a sport currently offered at the varsity level only, is there sufficient interest to form a viable team for a junior varsity, or freshman team that is not currently offered?	No		No
5. For a sport currently offered at the junior varsity or freshman level is there sufficient interest to form a varsity team not currently offered?	No		No
6. If you answered YES to question (1), (2), (3), (4), or (5), are there enough high schools in your geographic area offering the sport (at the appropriate level) to allow for the development of a reasonable schedule of competition?	N/A		N/A

Principal's Signature:  Date: 4/7/04

2003-2004  
**ACCOMODATION OF INTERESTS AND ABILITIES**  
**SUMMARY PROGRAM CHART 4**

**Levels of Competition Test One**

		Column 1	Column 2	Column 3
Girls	Team Levels	Number of Teams Currently Offered	Number of Participants	Percentage of Participants at Each Level
Row 1	varsity:	9	92	70.2%
Row 2	j.v.:	3	34	25.9%
Row 3	frosh:	1	5	3.8%
Row 4	total:		131	100%
Boys				
Row 5	varsity:	9	123	67.5%
Row 6	j.v.:	3	32	17.5%
Row 7	frosh:	2	27	14.8%
Row 8	total:		182	100%

- 1) Column 1, list the number of interscholastic teams offered for girls and boys at each competitive level; varsity, junior varsity, and freshman. (Refer to Form T-2, Accommodation of Interests and Abilities, Summary Program Chart 2, Column 1.)
- 2) For Column 2, list the number of participants at each level. For girls, total the entries in Rows 1, 2, and 3 into Row 4. For boys, total the entries in Rows 5, 6, and 7 into Row 8. (Refer to Form T-2, Accommodation of Interests and Abilities, Summary Program Chart 2, Column 2.)
- 3) For Column 3, calculate the percentage of female and male participants at each level.  
For girls' varsity, junior varsity, and frosh, respectively:
  - Divide Column 2, Row 1 by Column 2, Row 4, and place the percentage in Column 3, Row 1.
  - Divide Column 2, Row 2 by Column 2, Row 4, and place the percentage in Column 3, Row 2.
  - Divide Column 2, Row 3 by Column 2, Row 4, and place the percentage in Column 3, Row 3.
  -
 For boys' varsity, junior varsity, and frosh, respectively:
  - Divide Column 2, Row 5 by Column 2, Row 8, and place the percentage in Column 3, Row 5.
  - Divide Column 2, Row 6 by Column 2, Row 8, and place the percentage in Column 3, Row 6.
  - Divide Column 2, Row 7 by Column 2, Row 8, and place the percentage in Column 3, Row 7.

Principal's Signature: \_\_\_\_\_

Date: \_\_\_\_\_

2003-2004

**BUDGETED AND ACTUAL EXPENDITURES - PROGRAM COMPARISON CHART  
TO INCLUDE BOOSTER CLUB FUNDING**

	equipment and supplies		travel		awards		coaches' salaries (to include supplemental and extended employment)		facilities improvements		publications (if sport-specific)	
	B	E	B	E	B	E	B	E	B	E	B	E
G basketball	650	425	700	700	100	210	3783	3783	150	150	0	0
B basketball	650	405	700	700	100	80	3272	3272	0	0	0	0
G softball	600	1050	500	700	100	90	2576	2576	1500	2000	0	0
B baseball	400	450	500	700	100	75	2883	2883	0	0	0	0
G cross country	250	0	0	0	50	40	1421	1421	0	0	0	0
B cross country	250	0	0	0	50	30	1421	1421	0	0	0	0
G golf	100	185	0	0	50	30	1309	1309	0	0	0	0
B golf	100	185	0	0	50	30	1309	1309	0	0	0	0
G soccer	350	431	700	700	100	80	1636	1636	500	450	0	0
B soccer	350	264	700	700	100	80	2403	2403	500	400	0	0
G swimming	100	150	400	400	100	100	1309	1309	0	0	0	0
B swimming	100	150	400	400	100	100	1309	1309	0	0	0	0

1. Budget and expenditures on this 2003-2004 year report due by April 15, 2004, should reflect the total monies budgeted and spent for the entire year of 2002-2003 ending June 30, 2003.

2. "B" is for budgeted dollar amounts and "E" is for actual dollar expenditures.

3. Booster Club Funding/Contributions must be included in the expenditures total.

4. Indicate percentage of total expenditures for each gender: Total Expenditures \$ 37271 % for boys 46.5 % for girls 53.5

Principal's Signature: [Signature]

Date: 4/7/04



2003-2004  
**BUDGETED AND ACTUAL EXPENDITURES - PROGRAM COMPARISON CHART 2**  
**TO INCLUDE BOOSTER CLUB FUNDING**

Teams	equipment and supplies		travel		awards		coaches' salaries (to include supplemental and extended employment)		facilities improvements		publications (if sport-specific)	
	B	E	B	E	B	E	B	E	B	E	B	E
G track	500	700	0	0	50	50	3190	3190	200	300	0	0
B track	500	700	0	0	30	30	2270	2270	200	300	0	0
G tennis	100	75	0	0	70	70	1227	1227	0	150	0	0
B tennis	100	75	0	0	50	50	1227	1227	0	150	0	0
G volleyball	200	250	500	500	100	100	3190	3190	0	0	0	0
B wrestling	150	150	500	450	100	80	2576	2576	0	0	0	0
G (list sport)	0	0	0	0	0	0	0	0	0	0	0	0
B (football)	2500	3662	850	900	200	180	4294	4294	0	0	0	0
G (list sport)	0	0	0	0	0	0	0	0	0	0	0	0
B (list sport)	0	0	0	0	0	0	0	0	0	0	0	0

1. Budget and expenditures on this 2003-2004 year report due by April 15, 2004, should reflect the total monies budgeted and spent for the entire year of 2002-2003 ending June 30, 2003.

2. "B" is for budgeted dollar amounts and "E" is for actual dollar expenditures.

3. Booster Club Funding/Contributions must be included in the expenditures total.

4. Indicate percentage of total expenditures for each gender: Total Expenditures \$ 26,896 % for boys 63.5 % for girls 36.5

Principal's Signature: [Signature] Date: 4/7/04

## EXTRA SERVICE PAY SCHEDULE 2003-04

### ATHLETIC AND RELATED ACTIVITIES IN SENIOR HIGH SCHOOLS

ATHLETIC AND RELATED ACTIVITIES IN SENIOR HIGH SCHOOLS						
Athletic Director		3926	4539	5153	5766	6380
Head Football		3272	3783	4294	4805	5316
Head Basketball (1)		3272	3783	4294	4805	5316
Asst. Football		1963	2270	2576	2883	3190
JV Basketball (1)		1963	2270	2576	2883	3190
Track (1)		1963	2270	2576	2883	3190
Baseball		1963	2270	2576	2883	3190
Softball		1963	2270	2576	2883	3190
Wrestling		1963	2270	2576	2883	3190
Volleyball		1963	2270	2576	2883	3190
Cheerleaders		1963	2270	2576	2883	3190
JROTC Rifle Team		1963	2270	2576	2883	3190
Sch Tech Coordinator		1963	2270	2576	2883	3190
Drill Corps		1636	1895	2147	2403	2658
Cross Country (1)		1636	1895	2147	2403	2658
Field Hockey		1636	1895	2147	2403	2658
Soccer (1)		1636	1895	2147	2403	2658
Tennis (1)		1636	1895	2147	2403	2658
JV Volleyball		1309	1513	1718	1922	2127
Golf (1)		1309	1513	1718	1922	2127
Swimming		1309	1513	1718	1922	2127
Chess Sponsor		1309	1513	1718	1922	2127
ROTC Drill Team		1309	1513	1718	1922	2127
Asst. Wrestling (1)	26	1309	1513	1718	1922	2127
Asst. Field Hockey (1)	JV SCH	1309	1513	1718	1922	2127
Asst. Track (1)(1)	32	981	1135	1288	1441	1595
Asst. Soccer (1)(1)	JV SCH	981	1135	1288	1441	1595
Freshman Basketball (1)		981	1135	1288	1441	1595
Freshman Football		981	1135	1288	1441	1595

### ASSISTANT ATHLETIC DIRECTOR'S (GAME MANAGERS)

ASSISTANT ATHLETIC DIRECTOR'S (GAME MANAGERS)						
Assistant Athletic Director		1700	2000	2300	2600	3000

Schools will be required to pay the listed Board approved scale. However, step progression is not mandatory.

### SCHOOL FUNDED SPORT/SUPPORT POSITIONS

SCHOOL FUNDED SPORT/SUPPORT POSITIONS						
SCHOOL FUNDED SPORT/SUPPORT		200	500	800	1100	1400

Schools will be required to pay the listed Board approved scale. However, step progression is not mandatory.

**OTHER ACTIVITIES IN SENIOR HIGH SCHOOLS AND \*YPAS**

Band Director		2944	3405	3864	4325	4785	
Academic Competition Coordinator		1963	2270	2576	2883	3190	
Asst Band Director	■	1309	1513	1718	1922	2127	
*Choral Director		1309	1513	1718	1922	2127	
Newspaper Sponsor		1309	1513	1718	1922	2127	
Yearbook Sponsor		1309	1513	1718	1922	2127	
*Drama Sponsor		1309	1513	1718	1922	2127	
Speech and Debate		1309	1513	1718	1922	2127	
*Instrumental Band Dir		1309	1513	1718	1922	2127	
*Instrumental Strings Dir		1309	1513	1718	1922	2127	
Orchestra (Concert) Dir		1309	1513	1718	1922	2127	
Quick Recall Sponsor		1309	1513	1718	1922	2127	
**JV Quick Recall Sponsor		500					
**Future Problem Solving Sponsor		318					

Band Director: Out of County Band Camp \$80.00 per day, Maximum 7 days

**ATHLETIC AND RELATED ACTIVITIES IN MIDDLE SCHOOLS**

TITLE	STEP 0	STEP 1	STEP 2	STEP 3	STEP 4
School Tech Coordinator	1636	1895	2147	2403	2658
Basketball (1)	981	1135	1288	1441	1595
Academic Competition Coordinator	981	1135	1288	1441	1595
Cheerleaders	654	756	859	961	1063
Drill Corps	327	378	429	481	532
Quick Recall	327	378	429	481	532
Future Problem Solving	327	378	429	481	532
Activities Sponsor	327	378	429	481	532

**ACTIVITIES IN ELEMENTARY SCHOOLS**

TITLE	STEP 0	STEP 1	STEP 2	STEP 3	STEP 4
School Tech Coordinator	1309	1513	1718	1922	2127

① Increment times 1.5 is paid to a person who coaches both teams.

② Increment is for teams which meet approved participation levels.

■ Increment is for 100 or more members of marching band.

\*\* Paid by the Academic Competition Department and not subject to step increases.

**2003-2004 KHSAA TITLE IX ATHLETICS AUDIT**

KHSAA  
Form T41  
Rev. 8/03

**Checklist - Overall Interscholastic Athletics Program**

Areas of Compliance	ADVANTAGE TO (Respond based on Internal Evaluation by checking the appropriate column.)		
	GIRLS' PROGRAM	BOYS' PROGRAM	NEITHER PROGRAM
<b>OPPORTUNITIES</b>			
Accommodation of Interest and Abilities			✓
<b>BENEFITS</b>			
Equipment and Supplies			✓
Scheduling of Games and Practice Time			✓
Travel and Per Diem Allowances			✓
Coaching			✓
Locker Rooms, Practice and Competitive Facilities		✓	
Medical and Training Facilities and Services			✓
Publicity			✓
Support Services			✓
Athletic Scholarships			✓
Tutoring			✓
Housing and Dining Facilities and Services			✓
Recruitment of Student Athletes			✓

Principal's Signature: \_\_\_\_\_

*Alum Baeto*

Date: \_\_\_\_\_

*4/7/04*

SCHOOL NAME  
Doss High School


2003-2004  
TITLE IX  
CORRECTIVE ACTION PLAN

KHSAA  
 Form T60  
 Rev 8/03

To complete this form, indicate the intended area which needs corrective action, the suggested change and time table for implementation. You may copy this form as needed. Please attach corrective action plans along with audit forms and submit by April 14, 2004.

ITEM FOR CORRECTION	SUGGESTED CHANGE	TIME TABLE FOR CORRECTIVE ACTION
Softball field up-date	1. New block dugout 2. Water to field 3. New visitors dugout	1. Completed 2. Completed 3. Planning stage
More female locker room	Add a volleyball office/meeting room	Board came out, construction to begin April 5, 2004
Need more female participation	Add swim team	Practiced this year. Will compete in a full schedule next school year. (04-05)

• For all areas currently identified as items for correction, an intended corrective action explanation is needed.  
 THIS FORM SHALL BE TYPED.



Principal's Signature: \_\_\_\_\_

Date: 4/7/04

**2003-2004 INTERSCHOLASTIC ATHLETICS SURVEY**  
Summary of Student Responses

School Name	Doss H.S.
School Enrollment	982
Date	3/4/04
Completed By	Mark Henry

Instructions:

1. Summarize the Student Athletics Interest Surveys Form T-61 by listing the total number of responses on the line next to each sport.
2. Under the Other Category please provide a listing of the sports as well as the number of students who are interested in participating.
3. Please sign and date the Summary Form (T-63) and mail the Summary Form only to the KHSAA by April 15, 2004. Do not mail the student surveys (Form T-61). However, these Forms should be maintained in your files in the event they are requested subsequently.

982 Number of Surveys

891 Total Returned (*A minimum of 80% return is expected*)

9-12 Grades Surveyed

How Was The Survey Administered? All Home rooms  
(e.g. was it given in all English classes, or all home rooms, or advisee/advisor?)

Fall Sports (List Total Number of Participation Responses)

22 Cross Country (Girls)

14 Cross Country (Boys)

10 Field Hockey (Girls)

153 Football (Boys)

5 Golf (Girls)

13 Golf (Boys)

24 Soccer (Girls)

21 Soccer (Boys)

59 Volleyball (Girls)

9 Volleyball (Boys)

Winter Sport (List Total Number of Participation Responses)

74 Basketball (Girls)

116 Basketball (Boys)

42 Gymnastics (Girls)

22 Indoor Track (Girls)

17 Indoor Track (Boys)

98 Swimming & Diving (Girls)

10 Swimming & Diving (Boys)

Spring Sport (List Total Number of Participation Responses)

58 Baseball (Boys)  
50 Fast Pitch Softball (Girls)  
49 Slow Pitch Softball (Girls)  
32 Tennis (Girls)  
9 Tennis (Boys)  
35 Track (Girls)  
53 Track (Boys)

Other Sports (From Student Survey T-61 Question 10)

Name of Sport	Number of Students Interested In Participating
<u>Dance</u>	<u>8</u>
<u>Paintball</u>	<u>6</u>
<u>Gymnastics</u>	<u>4</u>
_____	_____
_____	_____
_____	_____
_____	_____

Number of Students who participate in Intramural Sports.  
(From Student Survey T-61 Question 5)

<u>Sport</u>	<u>Number</u>
<u>Track</u>	<u>3</u>
<u>Basketball</u>	<u>12</u>
<u>Football</u>	<u>7</u>
<u>Baseball</u>	<u>6</u>
<u>Powerlifting</u>	<u>7</u>
_____	_____

List Intramural Sports students are interested in adding:  
(From Student Survey T-61 Question 6)

<u>Sport</u>	<u>Number</u>
<u>Fencing</u>	<u>8</u>
<u>Steeplechase</u>	<u>5</u>
<u>Hockey</u>	<u>4</u>
_____	_____
_____	_____

Participation in Non-School Sports Activities  
(From Student Survey T-61 Question 7)


<u>Sport</u>	<u>Number</u>
BMX	3
Skateboarding	4

Reasons for not participating in interscholastic athletics:  
(From Survey Question 8)

<u>Response</u>	<u>Number</u>
<u>37</u> I prefer other activities such as band, chorus, etc.	
<u>121</u> I don't have time	
<u>20</u> The practice schedules and game times are inconvenient	
<u>20/18</u> The sport I like isn't offered	
<u>28</u> It's too expensive	
<u>9</u> I prefer to participate in club or intramural sports	
<u>56</u> Working	
<u>110</u> Other	

Student Suggestions to encourage participation

Give Scholarships, Pay Players, Advertise More,  
Lower the cost of sports, Make Announcements  
less practice



Principal's Signature

4/7/04

Date